



# VIN Decoder

Powered by



Version: 3.63 last updated on 8/16/2025

 [Release Notes](#)

 [Subscribe/Unsubscribe](#)

NHTSA's VIN decoder allows you to query a particular vehicle's VIN to identify specific information encoded in the number.

**VIN**

1GCVKREC5EZ208045

**Model  
Year**

Vehicle's Model Year

Please refer to page 16 of the New Manufacturer's Handbook for specific instructions and/or CFR 49 Part 565 for questions regarding the calculation of the VIN Check Digit at position 9.



## 2014 CHEVROLET - TRUCK

✓ **Error Text:** 0 - VIN decoded clean. Check Digit (9th position) is correct

The Model Year decoded for this VIN may be incorrect. If you know the Model year, please enter it and decode again to get more accurate information.

**Manufacturer:** GENERAL MOTORS LLC

**DBAs:**

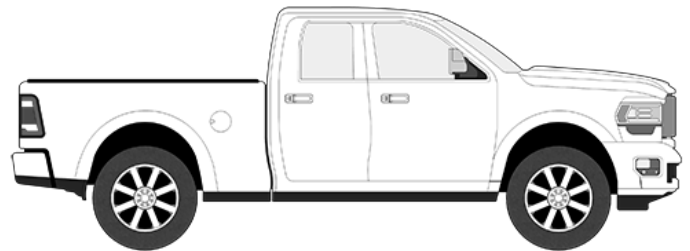
**Vehicle Type:** TRUCK

**Model Year:** 2014

**Make:** CHEVROLET

**Model:** Silverado

**Body Class:** Pickup



## Other Information

Information provided below is based on the details provided by the manufacturer of this vehicle to NHTSA in the part 565 submittal

**Series:** 1500

**Trim:** LT

**Gross Vehicle Weight Rating:** Class 2F: 7,001 - 8,000 lb (3,175 - 3,629 kg)

**Axles:**

**Cab Type:** Extra/Super/Quad/Double/King/Extended

**Axle Configuration:**

**Engine Displacement (L):** 5.3

**Cylinders:** 8

**Drive Type:** 4WD/4-Wheel Drive/4x4

**Engine Model:** L83 - VVT, AFM (Active Fuel Management), Aluminum

**Primary Fuel Type:** Gasoline

**Electrification Level:**

**Secondary Fuel Type:** Ethanol (E85)

**Engine Manufacturer:**

**Engine Brake (HP):**

**Transmission Style:**

**Transmission Speed:**

---

### Airbags:

- **Front:** 1st Row (Driver and Passenger)
- **Knee:**
- **Side:** 1st Row (Driver and Passenger)
- **Curtain:** All Rows
- **Seat Cushion:**
- **Other Restraint Info:** AY0 - Active Manual Belts

---

**Plant Information:** Fort Wayne Assembly, ROANOKE, INDIANA, UNITED STATES (USA)

## All Vehicle details

NOTE: Any missing decoded values should be interpreted as NHTSA does not have data on the specific variable. Missing value should NOT be interpreted as an indication that a feature or technology is unavailable for a vehicle.

Group Name	Element	Value
	Suggested VIN	
	Error Code	0
	Possible Values	
	Additional Error Text	The Model Year decoded for this VIN may be incorrect. If you know the Model year, please enter it and decode again to get more accurate information.
	Error Text	0 - VIN decoded clean. Check Digit (9th position) is correct
	Vehicle Descriptor	1GCVKREC*EZ
General	Destination Market	
General	Make	CHEVROLET
General	Manufacturer Name	GENERAL MOTORS LLC
General	Model	Silverado
General	Model Year	2014
General	Plant City	ROANOKE
General	Series	1500
General	Trim	LT
General	Vehicle Type	TRUCK
General	Plant Country	UNITED STATES (USA)
General	Plant Company Name	Fort Wayne Assembly
General	Plant State	INDIANA
General	Trim2	
General	Series2	
General	Note	
General	Base Price (\$)	
General	Non-Land Use	

Group Name	Element	Value
Exterior / Body	Body Class	Pickup
Exterior / Body	Doors	2
Exterior / Body	Windows	
Exterior / Body	Wheel Base Type	
Exterior / Body	Track Width (inches)	
Exterior / Dimension	Gross Vehicle Weight Rating From	Class 2F: 7,001 - 8,000 lb (3,175 - 3,629 kg)
Exterior / Dimension	Bed Length (inches)	
Exterior / Dimension	Curb Weight (pounds)	
Exterior / Dimension	Wheel Base (inches) From	
Exterior / Dimension	Wheel Base (inches) To	
Exterior / Dimension	Gross Combination Weight Rating From	
Exterior / Dimension	Gross Combination Weight Rating To	
Exterior / Dimension	Gross Vehicle Weight Rating To	
Exterior / Truck	Bed Type	
Exterior / Truck	Cab Type	Extra/Super/Quad/Double/King/Extended
Exterior / Trailer	Trailer Type Connection	Not Applicable
Exterior / Trailer	Trailer Body Type	Not Applicable
Exterior / Trailer	Trailer Length (feet)	
Exterior / Trailer	Other Trailer Info	
Exterior / Wheel tire	Number of Wheels	
Exterior / Wheel tire	Wheel Size Front (inches)	
Exterior / Wheel tire	Wheel Size Rear (inches)	
Exterior / Motorcycle	Custom Motorcycle Type	Not Applicable
Exterior / Motorcycle	Motorcycle Suspension Type	Not Applicable
Exterior / Motorcycle	Motorcycle Chassis Type	Not Applicable
Exterior / Motorcycle	Other Motorcycle Info	

Group Name	Element	Value
Exterior / Motorcycle	Fuel-Tank Type	
Exterior / Motorcycle	Fuel-Tank Material	
Exterior / Motorcycle	Combined Braking System (CBS)	
Exterior / Motorcycle	Wheelie Mitigation	
Exterior / Bus	Bus Length (feet)	
Exterior / Bus	Bus Floor Configuration Type	Not Applicable
Exterior / Bus	Bus Type	Not Applicable
Exterior / Bus	Other Bus Info	
Interior	Entertainment System	
Interior	Steering Location	
Interior / Seat	Number of Seats	
Interior / Seat	Number of Seat Rows	
Mechanical / Transmission	Transmission Style	
Mechanical / Transmission	Transmission Speeds	
Mechanical / Drivetrain	Drive Type	4WD/4-Wheel Drive/4x4
Mechanical / Drivetrain	Axles	
Mechanical / Drivetrain	Axle Configuration	
Mechanical / Brake	Brake System Type	Hydraulic
Mechanical / Brake	Brake System Description	
Mechanical / Battery	Other Battery Info	
Mechanical / Battery	Battery Type	
Mechanical / Battery	Number of Battery Cells per Module	
Mechanical / Battery	Battery Current (Amps) From	
Mechanical / Battery	Battery Voltage (Volts) From	
Mechanical / Battery	Battery Energy (kWh) From	
Mechanical / Battery	EV Drive Unit	

Group Name	Element	Value
Mechanical / Battery	Battery Current (Amps) To	
Mechanical / Battery	Battery Voltage (Volts) To	
Mechanical / Battery	Battery Energy (kWh) To	
Mechanical / Battery	Number of Battery Modules per Pack	
Mechanical / Battery	Number of Battery Packs per Vehicle	
Mechanical / Battery / Charger	Charger Level	
Mechanical / Battery / Charger	Charger Power (kW)	
Engine	Engine Number of Cylinders	8
Engine	Displacement (CC)	5300.0
Engine	Displacement (CI)	323.42584370208
Engine	Displacement (L)	5.3
Engine	Engine Stroke Cycles	
Engine	Engine Model	L83 - VVT, AFM (Active Fuel Management), Aluminum
Engine	Engine Power (kW)	
Engine	Fuel Type - Primary	Gasoline
Engine	Valve Train Design	
Engine	Engine Configuration	
Engine	Fuel Type - Secondary	Ethanol (E85)
Engine	Fuel Delivery / Fuel Injection Type	Stoichiometric Gasoline Direct Injection (SGDI)
Engine	Engine Brake (hp) From	
Engine	Cooling Type	
Engine	Engine Brake (hp) To	
Engine	Electrification Level	
Engine	Other Engine Info	
Engine	Turbo	

Group Name	Element	Value
Engine	Top Speed (MPH)	
Engine	Engine Manufacturer	
Passive Safety System	Pretensioner	
Passive Safety System	Seat Belt Type	Manual
Passive Safety System	Other Restraint System Info	AY0 - Active Manual Belts
Passive Safety System / Air Bag Location	Curtain Air Bag Locations	All Rows
Passive Safety System / Air Bag Location	Seat Cushion Air Bag Locations	
Passive Safety System / Air Bag Location	Front Air Bag Locations	1st Row (Driver and Passenger)
Passive Safety System / Air Bag Location	Knee Air Bag Locations	
Passive Safety System / Air Bag Location	Side Air Bag Locations	1st Row (Driver and Passenger)
Active Safety System	Anti-lock Braking System (ABS)	
Active Safety System	Electronic Stability Control (ESC)	
Active Safety System	Traction Control	
Active Safety System	Tire Pressure Monitoring System (TPMS) Type	Direct
Active Safety System	Active Safety System Note	
Active Safety System	Auto-Reverse System for Windows and Sunroofs	
Active Safety System	Automatic Pedestrian Alerting Sound (for Hybrid and EV only)	
Active Safety System	Event Data Recorder (EDR)	
Active Safety System	Keyless Ignition	
Active Safety System	SAE Automation Level From	
Active Safety System	SAE Automation Level To	



Group Name	Element	Value
Active Safety System / Maintaining Safe Distance	Adaptive Cruise Control (ACC)	
Active Safety System / Forward Collision Prevention	Crash Imminent Braking (CIB)	
Active Safety System / Forward Collision Prevention	Forward Collision Warning (FCW)	
Active Safety System / Forward Collision Prevention	Dynamic Brake Support (DBS)	
Active Safety System / Forward Collision Prevention	Pedestrian Automatic Emergency Braking (PAEB)	
Active Safety System / Lane and Side Assist	Blind Spot Warning (BSW)	
Active Safety System / Lane and Side Assist	Lane Departure Warning (LDW)	
Active Safety System / Lane and Side Assist	Lane Keeping Assistance (LKA)	
Active Safety System / Lane and Side Assist	Blind Spot Intervention (BSI)	
Active Safety System / Lane and Side Assist	Lane Centering Assistance	
Active Safety System / Backing Up and Parking	Backup Camera	
Active Safety System / Backing Up and Parking	Parking Assist	
Active Safety System / Backing Up and Parking	Rear Cross Traffic Alert	
Active Safety System / Backing Up and Parking	Rear Automatic Emergency Braking	
Active Safety System / 911 Notification	Automatic Crash Notification (ACN) / Advanced Automatic Crash Notification (AACN)	
Active Safety System / Lighting Technologies	Daytime Running Light (DRL)	
Active Safety System / Lighting Technologies	Headlamp Light Source	

Group Name	Element	Value
Active Safety System / Lighting Technologies	Semiautomatic Headlamp Beam Switching	
Active Safety System / Lighting Technologies	Adaptive Driving Beam (ADB)	

## Using NHTSA's VIN Decoder to Identify a Vehicle's Plant of Manufacture

Among the information NHTSA's VIN decoder provides is information about the vehicle's plant of manufacture. After searching a VIN, you'll see the build plant and country for the vehicle in question. Refer to the "Plant Information" section at the bottom of the results.

## More Information

The information displayed through NHTSA's VIN decoder is reported by the manufacturer. If you have further questions regarding this information, **please contact the vehicle manufacturer**. In addition, more information may be available on a label affixed to the vehicle. NHTSA's Part 583 webpage provides more information about this label.

If you are using NHTSA's VIN decoder to get information regarding the U.S. Electric Vehicle Tax Credit, **please refer to information released by the** U.S. Department of Energy, U.S. Department of the Treasury and Internal Revenue Service, and these FAQs.

### NHTSA Information ▼

### Website Information ▼

### Information For ▼

### NHTSA Sites ▼

National Highway Traffic Safety  
Administration

1200 New Jersey Avenue, SE  
Washington, DC 20590

1-888-327-4236

1-800- 424-9153 (TTY)

